

OPENING HOURS

Somerset House is open every day of the year except 25 December.

The following public spaces are open daily:

The Edmond J. Safra Fountain Court
07.30 – 23.00

Seamen's Hall & River Terrace
08.00 – 23.00

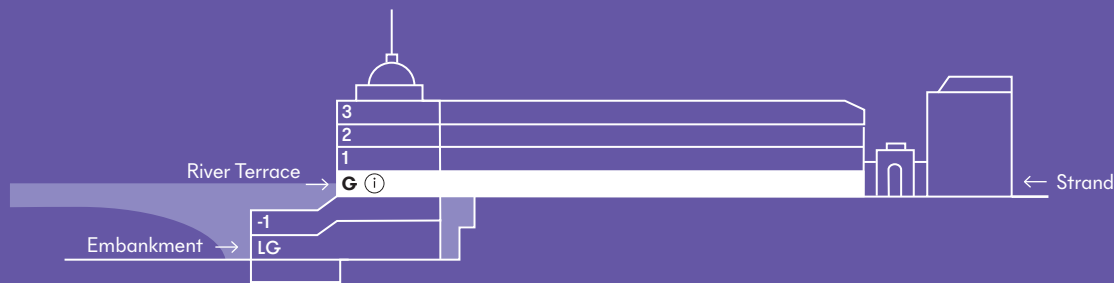
New Wing
Mon-Sat, 08.00 – 23.00
Sun 08.00 – 21.00

Somerset House Shop
Mon, Tue, Sat, Sun 10.00 – 18.00
Wed, Thu, Fri 11.00 – 20.00

Standard exhibition times are as follows:

Mon, Tue, Sat, Sun 10.00 – 18.00
Wed, Thu, Fri 11.00 – 20.00

Please note that timings may vary so please check the individual exhibition or event online for specific information.



You can enter Somerset House from the Strand, Waterloo Bridge and River Terrace (at Ground level) or Embankment (at Lower Ground level)

**SOMERSET
HOUSE**

MAP

Find your way around Somerset House



Welcome to Somerset House, home to inspiring contemporary culture. To find out what's on visit somersethouse.org.uk or ask a member of our team.



SEE AND DO

1. East Wing Galleries
2. Terrace Rooms
3. West Wing Galleries
4. Lancaster Room
5. River Rooms
6. Embankment Galleries (LG)
7. Great Arch Hall (LG)
8. Screening Room (LG)
9. The Courtauld Gallery (closed until 2020)

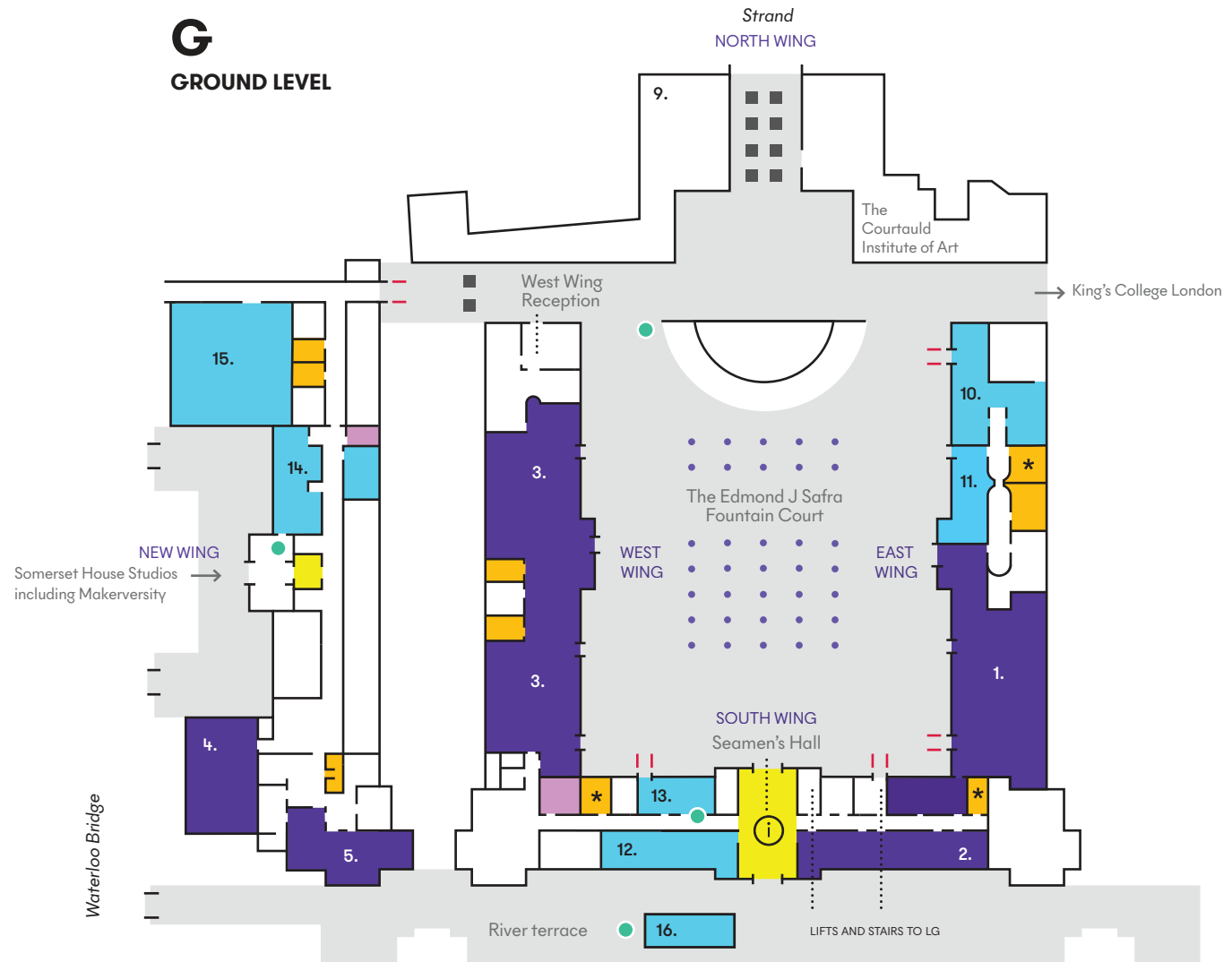
EAT, DRINK AND SHOP

10. Fernandez & Wells
11. Somerset House Shop
12. Bryn Williams
13. Hej Coffee
14. Pennethorne's
15. Spring Restaurant
16. Terrace Bar (summer)

-   Information desk
-   Toilets
-   Toilets
-   Baby Changing Facilities

-  Water fountain & bottle refill
-  Step-free access

G GROUND LEVEL



LG EMBANKMENT LEVEL

